

# Brownie Journey

By: Troop 60844



Hold On! For this  
journey you will need  
help from an adult!



In this presentation, you will  
complete your “A World Of Girls”  
Journey!

# Step One: Hear a Story



You will earn this step by learning how YOU can make a change in the world! You only need to complete one of the options.

# Option 1: Play a game from around the world

**Activity Length: 15 Minutes**

**Materials Needed:**

- **For Escargot:** Small squares of paper, Markers & Masking tape



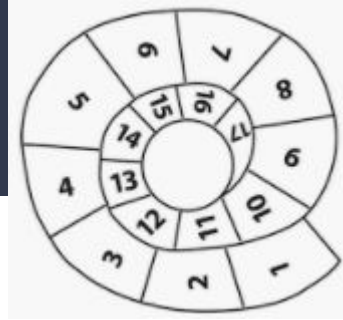
## Option 1 Cont.



### Steps:

- 1.) Girls all around the world like to play games. Playing games is a way to get to know others and active games are important for staying healthy and fit. By playing games and doing activities from around the world, we get to see what girls in other parts of the world like to do.
- 2.) Play the game Escargot (Escargot is a version of hopscotch that children play in France).

# Option 1 Cont.



## How to Play Escargot:

*Game may be played as one group or as teams.*

- 1.) Set up a snail pattern on the floor with masking tape and decide which foot is your hopping foot and who will go first. Whichever foot you choose is the foot you will hop on for the entire game.
- 2.) Hop through to the center on one foot. Start with square one. Hop only once in each square. Do not hop on any lines or a turn is lost.
- 3.) You may rest when you reach the center. Hop back to the beginning, following the same rules.

## Option 1 Cont.



### How to Play Escargot:

- 4.) If a you hopped in and out successfully, you may choose a square as your “house.” Put your initials in the square (write on small squares of papers and tape it in the square). You can use this space to rest and other players must skip over the square.
- 5.) The game is over when it becomes impossible for anyone to hop to the center.

***The player with the most squares at the end is the winner!***



# Option 2: Make a snack from another country!

Instructions:

Make one of the two recipes on the following slides to make a delicious and fun snack from another country



# Recipe 1: Paletas or Mexican Style Ice Pops

Prep: 10 minutes

Freeze: 6 hours

Makes: 8 Ice Pops

<https://www.thespruceeats.com/how-make-paletas-or-mexican-style-ice-pops-4129109>

## Ingredients:

- 3 cups ripe, fresh fruit
- ½ cup sugar
- ⅓ cup water
- 3 tbsp lime juice
- Blender
- Popsicle Mold, or Cupcake Tin
- Popsicle Sticks



## Steps:

- Place half of your fruit, the sugar, the water, and the lime juice in a blender and blend until smooth. You can also use a fork to mash the fruit if you don't have a blender.
- Pour this mixture into a popsicle mold. You can also pour the mixture into a cupcake tin or paper cups if you don't have access to a popsicle mold.
- Cut up the remainder of the fruit into small cubes, and place into the popsicle mold with with rest of the fruit mixture.
- Put the popsicles into the freezer. After an hour, place popsicle sticks into the molds, and freeze for 5 more hours or until solid.
- Enjoy!

# Recipe 2: Creme de Abacate (Avocado dessert) from Brazil

Time: 20 minutes

Makes: 4 servings

<https://aussietaste.com.au/dessert/creme-de-abacate-brazilian-avocado-cream-dessert/>

## Ingredients:

- 4 Ripe Avocados
- 1 can sweetened condensed milk
- 4 tablespoons heavy cream
- ½ cup powdered sugar
- 4 tablespoons lime juice,
- up to 5 (6) tablespoons lime zest, to decorate,  
(Optional)
- 4 tablespoons shredded coconut, to decorate,  
(Optional)



## Steps:

- Cut your avocados in half, remove the seed, and scoop out the fruit into a bowl.
- Add the condensed milk, heavy cream, powdered sugar, and lime juice into the bowl.
- Mash all of the ingredients together until they are fully mixed
- Decorate with shredded coconut and lime zest to decorate (Optional)
- Enjoy!



**YUM!**

# Option 3: Connect a fairy tale to other stories in our own life.

## Instructions:

- Choose a fairy tale that you know
- Brainstorm how the events in your chosen fairytale and connect how this story relates to your own life.
- Share with others what you found in this activity.

Example: In Snow White and the Seven Dwarfs, Snow White makes friends with people who do not look like her. Maybe there's someone in your life who may be different than you. This does not mean you should be unkind to them. The girl scout law states that we should be friendly and caring toward others, this means everyone!

Some examples of Fairy Tales you could use:



Little Red Riding Hood



Hansel and Gretel



Sleeping Beauty



The Princess and the Frog

## Step 2: Change a Story



You will earn this step by learning what you can do in your own life to change a story.

Reminder: You **ONLY** need to complete one of the options.



# Option 1: Complete a madlib/fill in the blank activity!

Pick one of the six mad libs on the next slides to complete. At first, your completed mad lib might be silly. How would you change the story? Talk with a friend and compare how you would change the stories. Tip: you can also look up a different mad lib to complete.



# Selling Girl Scout Cookies



I love selling Girl Scout cookies!

My favorite cookie is the \_\_\_\_\_  
Type of Cookie

but most of my customers like the

\_\_\_\_\_ best. Last year I sold  
Type of Cookie

\_\_\_\_\_ boxes. This year my goal will be \_\_\_\_\_ boxes.  
Number

I could sell even more boxes if they came up with a new

\_\_\_\_\_ cookie or a \_\_\_\_\_ cookie.  
Type of Food

I sell cookies to my neighbors. \_\_\_\_\_ comes with  
Name of a Person

me because it is not safe to go alone. We will also be doing a

booth sale in front of the \_\_\_\_\_. We have  
Name of a Building

decided to donate some of our money to the \_\_\_\_\_.  
Name of an Organization

and put some of it toward a trip to \_\_\_\_\_.  
Place

# "If You Give A ..." Mad Lib

If you give a \_\_\_\_\_ a \_\_\_\_\_, he/she is going to ask for a \_\_\_\_\_.  
(animal) (food) (noun)

When you give him/her the \_\_\_\_\_, he/she will want to \_\_\_\_\_.  
(last noun) (verb)

When he/she is finished, he/she will \_\_\_\_\_.  
(verb)

Then he/she will \_\_\_\_\_ and \_\_\_\_\_ to the \_\_\_\_\_.  
(verb) (verb) (noun)

Since that doesn't work out, he/she will want to go to \_\_\_\_\_.  
(location)

On the way, he/she will see a \_\_\_\_\_ and will want \_\_\_\_\_.  
(noun) (noun)

Then you will have to take him/her to \_\_\_\_\_. He/She will \_\_\_\_\_.  
(location) (verb)

When he/she is done, he/she will ask you for some \_\_\_\_\_. On the way home,  
(food)

he/she will start a game of \_\_\_\_\_. When you finally get home, you'll have  
(game)

to \_\_\_\_\_. Then he/she will want a \_\_\_\_\_. You'll have to find a \_\_\_\_\_.  
(verb) (noun) (noun)


and \_\_\_\_\_. When he/she sees the \_\_\_\_\_, he/she will start  
(plural noun) (last noun)

\_\_\_\_\_.  
(verb ending in -ing)

Then he/she will \_\_\_\_\_ out of \_\_\_\_\_. Of course, when he/she is finished  
(verb) (plural noun)

he/she will want to \_\_\_\_\_. So, he/she will ask for a \_\_\_\_\_. And chances are  
(verb) (first noun)

if you give him/her a \_\_\_\_\_, he/she is going to want a \_\_\_\_\_.  
(first noun) (first noun)



PlayDrMom

# Camping With My Girl Scout Troop



I packed my favorite \_\_\_\_\_  
Article of Clothing

in my new \_\_\_\_\_ back pack  
Cartoon Character

and headed out to our \_\_\_\_\_ campsite. There are so  
Adjective

many \_\_\_\_\_ things to do when I camp with my Girl Scout  
Adjective

troop. We like to spend some time \_\_\_\_\_ and always  
Verb Ending in "ing"

\_\_\_\_\_. Sometimes we see \_\_\_\_\_ and might  
Verb Plural Animal

even get a visit from a \_\_\_\_\_. Last time we camped,  
Animal

there were so many \_\_\_\_\_ our leader did not want to  
Type of Bug

come out of her tent! We made a fire and cooked \_\_\_\_\_.  
Food

for dinner. Later we made \_\_\_\_\_ for dessert and sang  
Dessert

songs. My favorite campfire song is \_\_\_\_\_.  
Name of a Song

We went to sleep at \_\_\_\_\_ and got \_\_\_\_\_  
Time Number

hours of sleep. I can't wait til we go camping again!



# SUMMER TRIP

Last summer, my mom and dad took me and \_\_\_\_\_  
(person)  
 on a trip to \_\_\_\_\_. The weather there is very  
(place)  
 \_\_\_\_\_. Northern \_\_\_\_\_ has many  
(adjective) (same place)  
 \_\_\_\_\_, and they make \_\_\_\_\_ there.  
(plural noun) (adjective) (plural noun)  
 Many people also go to \_\_\_\_\_ to \_\_\_\_\_ or  
(place) (action verb)  
 see the \_\_\_\_\_. The people that live there love to  
(plural noun)  
 eat \_\_\_\_\_ and are very proud of their big  
(plural noun)  
 \_\_\_\_\_. They also like to \_\_\_\_\_ in  
(noun) (action verb)  
 the sun and swim in the \_\_\_\_\_! It was a really  
(action verb)  
 \_\_\_\_\_ trip!  
(adjective)

**CRAZY Stories!** **A CAMPING ADVENTURE!**

Fill in the blanks with the right parts of speech to complete this outrageous story!

\_\_\_\_\_ and \_\_\_\_\_ went on a \_\_\_\_\_ camping trip. They  
(NAME 1) (NAME 2) (ADJECTIVE)

\_\_\_\_\_ their \_\_\_\_\_ and started \_\_\_\_\_  
(FIRST TENSE VERB) (ADJECTIVE) (PLURAL NOUN) (1-ING VERB)

\_\_\_\_\_ to build a \_\_\_\_\_. They knew they needed to \_\_\_\_\_ a  
(ADVERB) (NOUN) (VERB) (NOUN)

lot of \_\_\_\_\_ before it became too \_\_\_\_\_ so they \_\_\_\_\_  
(PLURAL NOUN) (ADJECTIVE) (PAST TENSE VERB)

very \_\_\_\_\_. For a snack they decided to make \_\_\_\_\_  
(ADVERB) (PLURAL NOUN)

on a \_\_\_\_\_ and cook up a can of \_\_\_\_\_. As it got dark  
(NOUN) (PLURAL NOUN)

outside, \_\_\_\_\_ heard a \_\_\_\_\_ make a sound in the  
(NAME 1) (ANIMAL 1)

woods! \_\_\_\_\_ was scared and \_\_\_\_\_ a \_\_\_\_\_!  
(NAME 1) (PAST TENSE VERB) (NOUN)

Outside, \_\_\_\_\_ a \_\_\_\_\_ from inside the tent.  
(NAME 2) (PAST TENSE VERB) (NOUN)

The \_\_\_\_\_ but not before \_\_\_\_\_ over all the  
(ANIMAL 1) (PAST TENSE VERB) (1-ING VERB)

\_\_\_\_\_. When the morning came, \_\_\_\_\_ and  
(ADJECTIVE) (NOUN) (NAME 1)

\_\_\_\_\_ left to go \_\_\_\_\_ up a \_\_\_\_\_ and  
(NAME 2) (VERB) (ADJECTIVE) (NOUN)

gather \_\_\_\_\_. It truly was a \_\_\_\_\_ camping trip!  
(PLURAL NOUN) (ADJECTIVE)

**write a crazy SUMMER story!**

Fill in this story with names of your summer friends and the correct parts of speech to come up with a truly outrageous story. Maybe some day this experience will happen to you!

One day, \_\_\_\_\_ and \_\_\_\_\_ decided to \_\_\_\_\_ while on  
(NAME 1) (NAME 2) (VERB)

their summer vacation. \_\_\_\_\_ grabbed a \_\_\_\_\_ and hit the  
(NAME 1) (NOUN)

road! \_\_\_\_\_ thought they should \_\_\_\_\_ which \_\_\_\_\_  
(NAME 1) (VERB) (NAME 2)

thought was very wild. "It's summer vacation! We have to \_\_\_\_\_!"  
(VERB)

\_\_\_\_\_ exclaimed. While on their journey \_\_\_\_\_ saw a  
(NAME 1) (NAME 1)

\_\_\_\_\_ climbing a \_\_\_\_\_ and that scared \_\_\_\_\_. Later,  
(ANIMAL) (NOUN) (NAME 2)

it was time for a snack so \_\_\_\_\_ suggested they eat \_\_\_\_\_  
(NAME 2) (TYPE OF FOOD)

and \_\_\_\_\_ and drink \_\_\_\_\_ juice. Summertime is all about  
(TYPE OF FOOD) (TYPE OF FOOD)

\_\_\_\_\_ experiences, and \_\_\_\_\_ and \_\_\_\_\_ wanted to  
(ADJECTIVE) (NAME 1) (NAME 2)

make the most of it. After a quick \_\_\_\_\_ in the \_\_\_\_\_, it was  
(VERB) (BODY OF WATER)

time to \_\_\_\_\_. It had been another \_\_\_\_\_ summer day!  
(VERB) (ADJECTIVE)

# Option 2: Choose a picture and write a story to go along with the picture!

Instructions: Choose one of the pictures on the next slide and look at the little details in it. Then, create and write down your own story about what is happening in the picture, or about the picture. Use your imagination and share your story with a friend! You could even create a skit to tell the story of the picture!

Example of a picture:








## Option 3: Rescue Mission

This option is completed by going on a rescue mission to save some animals!

Material Needed: Stuffed animal or something similar, paper plates, and a blanket.





STEP 1: Lay the ship (blanket) out on the ground, stand on top of it. Place the stuffed animals and a few paper plates around the ship. OH NO, the ship has been hit by a large wave and has stopped working!

STEP 2: To save the ship, you must flip the blanket over (make the bottom of the blanket face the top) without stepping into the ocean (floor). And then you must rescue all of the animals by getting them all onto the blanket. Hint: you can use the plates as stepping stones in order to rescue the animals and flip the ship over. If you fall into the ocean (touch the floor) you must start again.

After the game, think about how it felt to save the animals. Was it hard? How did it feel to solve a problem?

## Step 3: Tell a Story



You will earn this step by creating your own story! Throughout your day, think of ways you can help others! Tell your story by sharing with others how you can positively impact the lives of those around you!



## Examples of what you can do to help others:

- Help cook dinner
- Help your parents with chores
- Clean your siblings room for them
- Make nice cards for you for your neighbors
- Plant a garden with pretty flowers for everyone to see

Brainstorm 3 more ways you can help others!

## Step 4: Better World for Girls! Award

You will earn this part of the journey by completing the All Camp Project! One of the examples on the previous slide about what you can do to create your own story, was to plant a pretty garden. Look to the next slide for further information.

This portion (step 4) of the journey is completed through the All Camp Project, making seed bombs, which will make pretty flowers when you throw them! By creating a pretty garden, you are helping others and the environment!



[https://docs.google.com/document/d/1theHHDraDFgO1ShR7Y\\_a998zW\\_O-Rje-UVnrmrVytE8/edit?usp=sharing](https://docs.google.com/document/d/1theHHDraDFgO1ShR7Y_a998zW_O-Rje-UVnrmrVytE8/edit?usp=sharing)

Congratulations!!!  
You completed your  
journey!